

## Strategy Overview

iCM's investment philosophy is rooted in the core belief that - Valuations Matter - and asset class valuations are a key driver of future returns. Investor reactions to market events can result in periods where asset class valuations deviate significantly from their historical fair value, providing the potential for unique excess return opportunities over the long-term. iCM's contrarian investment approach aims to capitalize on such mispricings -- underweighting asset classes that have become expensive and overweighting asset classes that have become inexpensive.

The **iCM Tactical – ETF: Defensive Growth (35/65)** strategy executes iCM's contrarian global tactical asset allocation views via mutual funds and ETFs and is allocated 35% to equities and 65% to fixed income.

## Investment Process



### Base-Case Asset Allocation

Base-case asset allocation is determined based upon client risk tolerance and iCM's long-term capital markets expectations.



### Tactical Asset Allocation

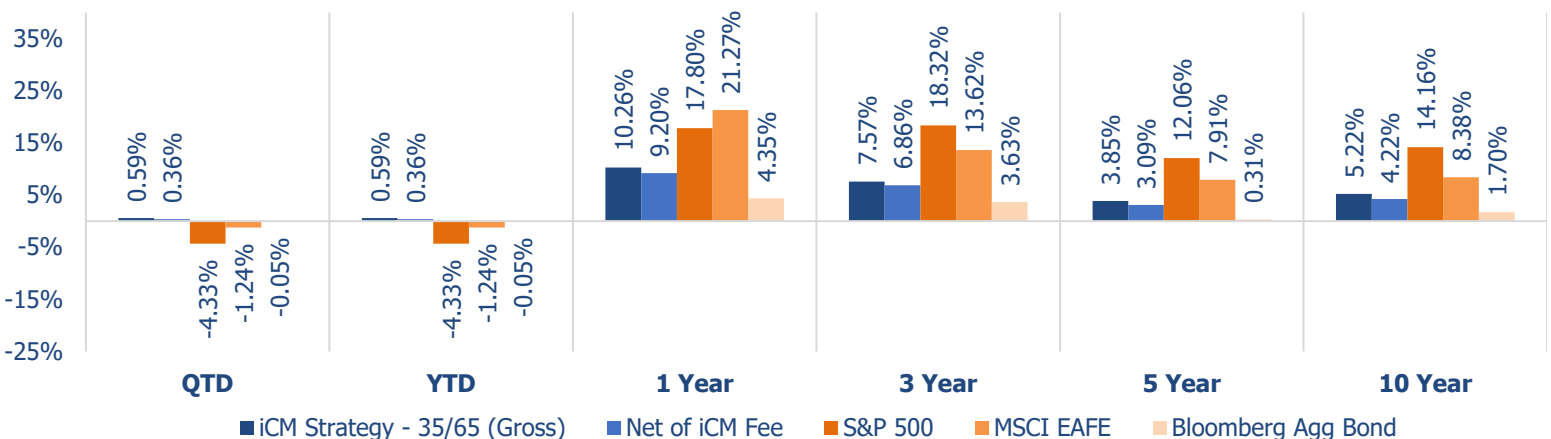
Base-case asset allocation is adjusted to reflect current market conditions. Shift away from assets that appear relatively expensive and toward those that look relatively inexpensive.



### Implementation

Tactical decisions are implemented via ETFs and/or mutual funds that best expose the strategy to a desired asset class.

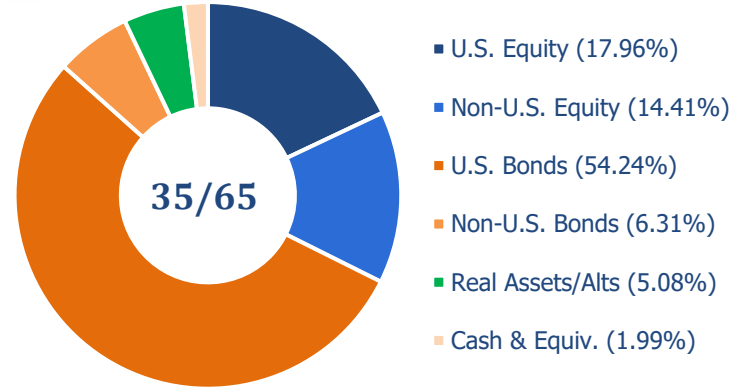
## Annualized Performance



## Portfolio Details

Structure	SMA
Primary Investment Vehicles	Mutual Funds and ETFs
Account Minimum	\$25,000
Composite Inception	1/1/2016

## Target Asset Allocation



## Key Portfolio Stats<sup>1,2</sup>

# of Holdings	15
SEC Yield	3.84%
Expense Ratio	0.46%

## Tactical Positioning

### + Overweight

U.S. Value  
U.S. Quality  
EM Value  
Int'l Value  
EM Local Bond  
Commodities

### - Underweight

U.S. Growth  
IG Corporate Bonds

***Important Disclosures***

Past performance does not guarantee future results. All investment strategies have the potential for profit or loss. Changes in investment strategies and economic conditions, as well as contributions or withdrawals, can materially change how your portfolio will perform. Different types of investments involve higher and lower levels of risk. Performance results displayed are derived from a composite of similarly managed portfolios. Individual portfolio returns are calculated quarterly using an approximated time-weighted rate of return. Composite returns are then calculated quarterly using asset-weighting portfolio returns based on market values at the beginning of the period measured.

Valuations are computed and performance is reported in U.S. dollars. All returns include the reinvestment of dividends and capital gains. Net performance results have been reduced by actual management fees. In the event that all accounts in a composite are non-fee-paying during a given quarter, iCM will apply the firm's stated maximum fee (2.00%) to calculate net-of-fees returns.

Historical performance returns for investment indexes do not deduct transaction and/or custodial charges or an advisory fee, which would decrease historical performance results. There are no guarantees that a portfolio will match or outperform a specific benchmark.

This composite includes all discretionary fee and non-fee-paying accounts that qualify as discretionary AUM and excludes record kept assets such as 401k plans. Accounts will be included during their first full performance period after complying with composite rules. Terminated portfolios will remain in their respective composites for the dates which they were in compliance with composite procedures. An account will change composites when the client directs a mandate change. Where applicable, portfolio characteristics are shown gross of fees.

The composite excludes portfolios where any client directed action causes a gross quarterly performance deviation from the asset-weighted composite average of greater than 1.00 %, including but not limited to; Tax loss harvesting, accounts with specific cash needs, timing delays caused by extraneous factors, accounts with external cash flows, and accounts with restricted trading instructions.

Client portfolios included in each composite are based on client's stated investment mandate and not on actual asset class weightings within each client's portfolio.

Indexes are unmanaged indexes that cannot be purchased or sold. Unmanaged index returns do not reflect any fees, expenses, or sales charges. Index returns shown may not represent the results of the actual trading of investable assets.

All investing involves the assumption of risk and the possible loss of principal. The main risks as it pertains to this strategy are US equity risk, international equity and fixed-income market risk, interest rate risk and currency risk. While attempting to achieve the objectives of the strategy, you will be exposed to the risk of loss from these sources along with others yet to be identified.

Indexes are unmanaged indexes that cannot be purchased or sold. Unmanaged index returns do not reflect any fees, expenses, or sales charges. Index returns shown may not represent the results of the actual trading of investable assets.

**Bloomberg Aggregate Bond Index** is composed of the Bloomberg Government/Corporate Bond and Mortgage-Backed Securities Indexes. It includes Treasury, agency, corporate, and mortgage-backed issues.

**S&P 500 Index:** is a market capitalization index that is designed to measure the equity market performance of large cap U.S. stocks.

**MSCI EAFE Index** (Europe, Australia, Far East) is a market capitalization index that is designed to measure the equity market performance of developed markets, excluding the US & Canada.

<sup>1</sup>SEC yield: Represents net investment income earned by a fund over a 30-day period, expressed as an annual percentage rate based on the fund's share price at the end of the 30-day period.

<sup>2</sup>Expense Ratio: Weighted-average net expense ratio of the strategy's underlying holdings, according to each security's most recent annual report.

(MMXXVI)

**Portfolio Risk - Annualized**

	1 Year	3 Year	5 Year	10 Year
<b>iCM Strategy – 35/65</b>	<b>5.35%</b>	<b>6.75%</b>	<b>7.77%</b>	<b>6.90%</b>
S&P 500	10.31%	12.06%	15.26%	15.02%
MSCI EAFE	14.80%	13.46%	15.31%	14.96%
Bloomberg Agg Bond	3.43%	5.63%	6.39%	5.08%

icm-invest.com  
 888-426-4689  
 info@icm-invest.com  
 The TekRidge Center  
 50 Alberigi Drive | Suite 114  
 Jessup, PA 18434



Integrated Capital Management

	Total Firm Assets (mil \$)	Composite Assets			Annual Performance Results %				St. Dev 3 Year (Ann.)	
		USD (mil)	% of Total Assets	No. of Accounts	Composite Gross	Composite Net	Blended Benchmark	Dispersion	Composite %	Benchmark %
2025	1,441	0.18	0.01%	3	11.81	10.72	11.88	0.05%	6.88	7.22
2024	1,377	0.87	0.07%	5	4.32	3.87	8.17	0.08%	9.24	10.19
2023	1,358	1.02	0.08%	6	9.90	9.42	12.22	0.03%	8.76	9.81
2022	1,248	0.70	0.06%	3	-10.02	-10.50	-14.25	0.55%	9.21	9.39
2021	1,461	0.09	0.01%	1	5.63	4.03	7.86	0.00%	7.13	6.28
2020	1,314	0.09	0.01%	1	9.88	8.32	10.44	0.00%	7.52	6.67
2019	1,257	0.47	0.04%	3	13.53	12.31	15.89	0.11%	4.37	4.31
2018	1,101	0.47	0.04%	3	-3.58	-4.56	-2.15	0.19%	3.81	3.93
2017	1,166	0.76	0.07%	4	10.49	9.30	10.11	0.20%	NA	NA
2016	1,013	0.77	0.08%	4	3.51	2.38	5.09	0.10%	NA	NA

1. Integrated Capital Management, Inc. (iCM) has been independently verified for the years ending 12/31/2016 through 12/31/2025. Performance examinations were performed by Alpha Performance Verification Services. Verification is performed on a calendar year-basis. Verification does not ensure the accuracy of any specific composite presentation. To receive copies of the examination reports, contact iCM via [info@icm-invest.com](mailto:info@icm-invest.com) or 570-344-0100. Policies for valuing portfolios and calculating performance are available upon request.
2. iCM is an investment management firm specializing in global tactical asset allocation portfolios. iCM is an SEC registered investment adviser under the Investment Advisers Act of 1940 and is unaffiliated with any organization.
3. The iCM Tactical Standard with Alts – Defensive Growth (35/65) Composite was created on January 1, 2016 and is asset-weighted. Valuations are computed and performance is reported in U.S. dollars. Valuations are based on the fair value of the account at the composite level using objective, observable, unadjusted quoted market price for an identical investment in an active market on the measurement date obtained from a qualified independent third party. The Composite includes all fee- and non-fee paying fully discretionary equity accounts invested in the iCM Tactical Standard with Alts – Defensive Growth (35/65) strategy. They are included in the Composite from the quarter following completion of initial funding to the quarter prior to termination.
4. Performance results are presented gross-of-fees and net-of-fees. Returns reflect the reinvestment of dividends and interest. Net-of-fees returns are gross-of-fees returns reduced by the weighted average of actual investment management fees. iCM's fee schedule has a maximum of 2.00%. The fee schedule is described in detail in Form ADV Part 2 and in the investment management agreement. Actual fees may vary, depending on the portfolio size, as well as other factors. Composite dispersion is measured using an asset-weighted standard deviation of annual returns of those portfolios that are included in the composite for the whole year.
5. The benchmark used is a blend of the following indexes: 28% S&P 500/7% MSCI EAFE ND/63% Bloomberg Agg Bond/2% T-bill. The index is fully invested and includes the reinvestment income. The returns for the index do not include any trading, management fees or other costs. The volatility of each benchmark may be materially different from that of the investment portfolio. Benchmark returns are not covered by the report of the independent verifiers.
6. "Firm Assets" consist of both discretionary Assets Under Management (AUM) and Assets Under Advisement (AUA), which includes platform assets (e.g., Envestnet).

## Strategy Overview

iCM's investment philosophy is rooted in the core belief that - Valuations Matter - and asset class valuations are a key driver of future returns. Investor reactions to market events can result in periods where asset class valuations deviate significantly from their historical fair value, providing the potential for unique excess return opportunities over the long-term. iCM's contrarian investment approach aims to capitalize on such mispricings -- underweighting asset classes that have become expensive and overweighting asset classes that have become inexpensive.

The **iCM Tactical – Standard with Alts Strategy: Risk Controlled Growth (60/40)** strategy executes iCM's contrarian global tactical asset allocation views via mutual funds and ETFs and is allocated 60% to equities and 40% to fixed income.

## Investment Process



### Base-Case Asset Allocation

Base-case asset allocation is determined based upon client risk tolerance and iCM's long-term capital markets expectations.



### Tactical Asset Allocation

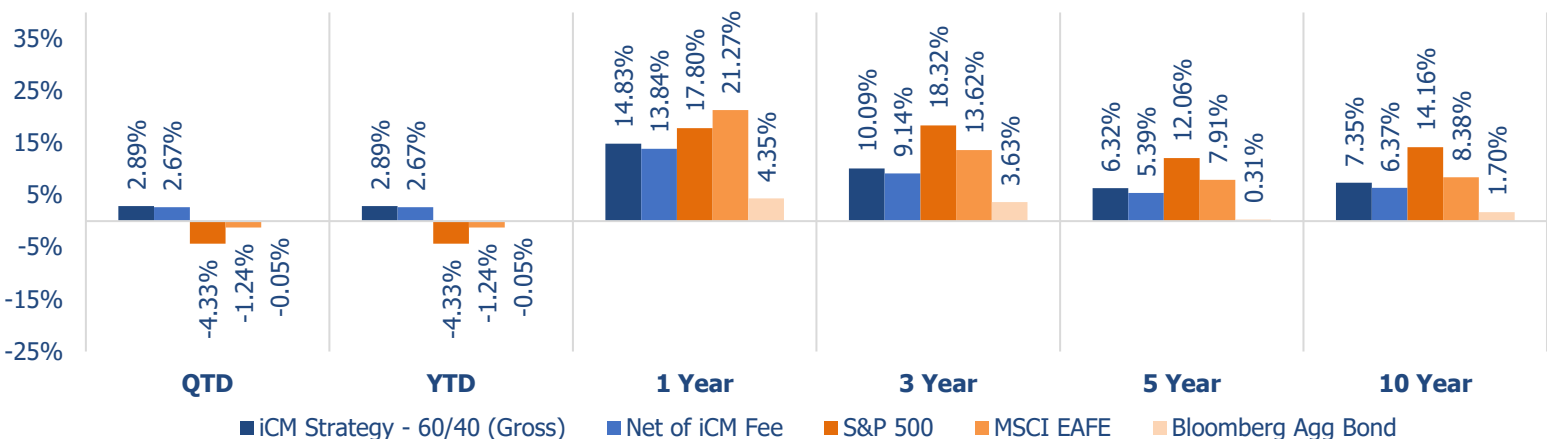
Base-case asset allocation is adjusted to reflect current market conditions. Shift away from assets that appear relatively expensive and toward those that look relatively inexpensive.



### Implementation

Tactical decisions are implemented via ETFs and/or mutual funds that best expose the strategy to a desired asset class.

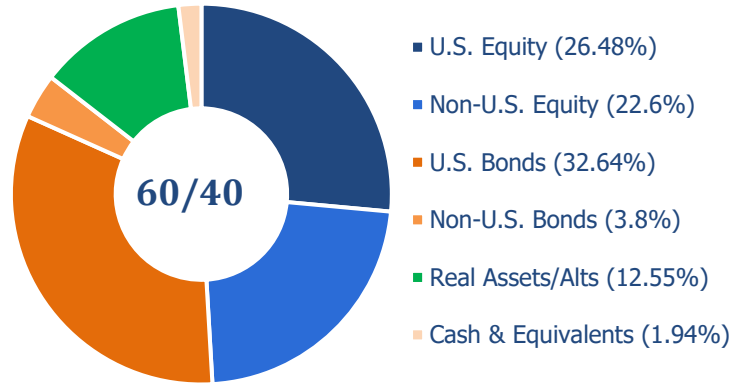
## Annualized Performance



## Portfolio Details

Structure	SMA
Primary Investment Vehicles	Mutual Funds and ETFs
Account Minimum	\$25,000
Composite Inception	1/1/2016

## Target Asset Allocation



## Key Portfolio Stats<sup>1,2</sup>

# of Holdings	16
SEC Yield	3.30%
Expense Ratio	0.46%

## Tactical Positioning

### + Overweight

U.S. Value  
U.S. Quality  
EM Value  
Int'l Value  
EM Local Bond  
Commodities

### - Underweight

U.S. Growth  
IG Corporate Bonds

***Important Disclosures***

Past performance does not guarantee future results. All investment strategies have the potential for profit or loss. Changes in investment strategies and economic conditions, as well as contributions or withdrawals, can materially change how your portfolio will perform. Different types of investments involve higher and lower levels of risk. Performance results displayed are derived from a composite of similarly managed portfolios. Individual portfolio returns are calculated quarterly using an approximated time-weighted rate of return. Composite returns are then calculated quarterly using asset-weighting portfolio returns based on market values at the beginning of the period measured.

Valuations are computed and performance is reported in U.S. dollars. All returns include the reinvestment of dividends and capital gains. Net performance results have been reduced by actual management fees. In the event that all accounts in a composite are non-fee-paying during a given quarter, iCM will apply the firm's stated maximum fee (2.00%) to calculate net-of-fees returns.

Historical performance returns for investment indexes do not deduct transaction and/or custodial charges or an advisory fee, which would decrease historical performance results. There are no guarantees that a portfolio will match or outperform a specific benchmark.

This composite includes all discretionary fee and non-fee-paying accounts that qualify as discretionary AUM and excludes record kept assets such as 401k plans. Accounts will be included during their first full performance period after complying with composite rules. Terminated portfolios will remain in their respective composites for the dates which they were in compliance with composite procedures. An account will change composites when the client directs a mandate change. Where applicable, portfolio characteristics are shown gross of fees.

The composite excludes portfolios where any client directed action causes a gross quarterly performance deviation from the asset-weighted composite average of greater than 1.00%, including but not limited to; Tax loss harvesting, accounts with specific cash needs, timing delays caused by extraneous factors, accounts with external cash flows, and accounts with restricted trading instructions.

Client portfolios included in each composite are based on client's stated investment mandate and not on actual asset class weightings within each client's portfolio.

Indexes are unmanaged indexes that cannot be purchased or sold. Unmanaged index returns do not reflect any fees, expenses, or sales charges. Index returns shown may not represent the results of the actual trading of investable assets.

All investing involves the assumption of risk and the possible loss of principal. The main risks as it pertains to this strategy are US equity risk, international equity and fixed-income market risk, interest rate risk and currency risk. While attempting to achieve the objectives of the strategy, you will be exposed to the risk of loss from these sources along with others yet to be identified.

Indexes are unmanaged indexes that cannot be purchased or sold. Unmanaged index returns do not reflect any fees, expenses, or sales charges. Index returns shown may not represent the results of the actual trading of investable assets.

**Bloomberg Aggregate Bond Index** is composed of the Bloomberg Government/Corporate Bond and Mortgage-Backed Securities Indexes. It includes Treasury, agency, corporate, and mortgage-backed issues.

**S&P 500 Index:** is a market capitalization index that is designed to measure the equity market performance of large cap U.S. stocks.

**MSCI EAFE Index** (Europe, Australia, Far East) is a market capitalization index that is designed to measure the equity market performance of developed markets, excluding the US & Canada.

<sup>1</sup>SEC yield: Represents net investment income earned by a fund over a 30-day period, expressed as an annual percentage rate based on the fund's share price at the end of the 30-day period.

<sup>2</sup>Expense Ratio: Weighted-average net expense ratio of the strategy's underlying holdings, according to each security's most recent annual report.

(MMXXVI)

**Portfolio Risk - Annualized**

	1 Year	3 Year	5 Year	10 Year
<b>iCM Strategy – 60/40</b>	<b>6.20%</b>	<b>7.57%</b>	<b>9.08%</b>	<b>8.86%</b>
S&P 500	10.31%	12.06%	15.26%	15.02%
MSCI EAFE	14.80%	13.46%	15.31%	14.96%
Bloomberg Agg Bond	3.43%	5.63%	6.39%	5.08%

icm-invest.com  
 888-426-4689  
 info@icm-invest.com  
 The TekRidge Center  
 50 Alberigi Drive | Suite 114  
 Jessup, PA 18434



Integrated Capital Management

# iCM Tactical - Standard with Alts Composite

## Risk Controlled Growth (60/40)

Q1 2026 Fact Sheet

Data as of 3/31/26

	Total Firm Assets (mil \$)	Composite Assets			Annual Performance Results %				St. Dev 3 Year (Ann.)	
		USD (mil)	% of Total Assets	No. of Accounts	Composite Gross	Composite Net	Blended Benchmark	Dispersion	Composite %	Benchmark %
2025	1,441	41.38	2.87%	13	13.83	12.85	15.19	0.10%	7.71	8.63
2024	1,377	35.65	2.67%	13	5.89	4.97	13.05	0.14%	10.55	12.53
2023	1,358	33.80	2.49%	14	11.21	10.23	17.01	0.06%	10.50	12.38
2022	1,248	30.78	2.47%	14	-7.81	-8.62	-15.34	0.04%	12.33	13.35
2021	1,461	34.92	2.39%	15	11.61	10.62	14.55	0.24%	10.53	10.23
2020	1,314	45.19	3.44%	19	10.03	9.00	12.64	0.24%	11.05	10.98
2019	1,257	43.76	3.48%	20	16.91	15.79	21.11	0.17%	6.63	7.04
2018	1,101	36.83	3.35%	21	-6.16	-7.05	-3.72	0.16%	5.65	6.36
2017	1,166	41.06	3.52%	22	13.69	12.6	14.85	0.12%	NA	NA
2016	1,013	38.22	3.77%	24	5.44	4.38	6.87	0.06%	NA	NA

1. Integrated Capital Management, Inc. (iCM) has been independently verified for the years ending 12/31/2016 through 12/31/2025. Performance examinations were performed by Alpha Performance Verification Services. Verification is performed on a calendar year-basis. Verification does not ensure the accuracy of any specific composite presentation. To receive copies of the examination reports, contact iCM via [info@icm-invest.com](mailto:info@icm-invest.com) or 570-344-0100. Policies for valuing portfolios and calculating performance are available upon request.
2. iCM is an investment management firm specializing in global tactical asset allocation portfolios. iCM is an SEC registered investment adviser under the Investment Advisers Act of 1940 and is unaffiliated with any organization.
3. The iCM Tactical Standard with Alts – Risk Controlled Growth (60/40) Composite was created on January 1, 2016 and is asset-weighted. Valuations are computed and performance is reported in U.S. dollars. Valuations are based on the fair value of the account at the composite level using objective, observable, unadjusted quoted market price for an identical investment in an active market on the measurement date obtained from a qualified independent third party. The Composite includes all fee- and non-fee paying fully discretionary equity accounts invested in the iCM Tactical Standard with Alts – Risk Controlled Growth (60/40) strategy. They are included in the Composite from the quarter following completion of initial funding to the quarter prior to termination.
4. Performance results are presented gross-of-fees and net-of-fees. Returns reflect the reinvestment of dividends and interest. Net-of-fees returns are gross-of-fees returns reduced by the weighted average of actual investment management fees. iCM's fee schedule has a maximum of 2.00%. The fee schedule is described in detail in Form ADV Part 2 and in the investment management agreement. Actual fees may vary, depending on the portfolio size, as well as other factors. Composite dispersion is measured using an asset-weighted standard deviation of annual returns of those portfolios that are included in the composite for the whole year.
5. The benchmark used is a blend of the following indexes: 48% S&P 500/12% MSCI EAFE ND/38% Bloomberg Agg Bond/2% T-bill. The index is fully invested and includes the reinvestment income. The returns for the index do not include any trading, management fees or other costs. The volatility of each benchmark may be materially different from that of the investment portfolio. Benchmark returns are not covered by the report of the independent verifiers.
6. "Firm Assets" consist of both discretionary Assets Under Management (AUM) and Assets Under Advisement (AUA), which includes platform assets (e.g., Envestnet).